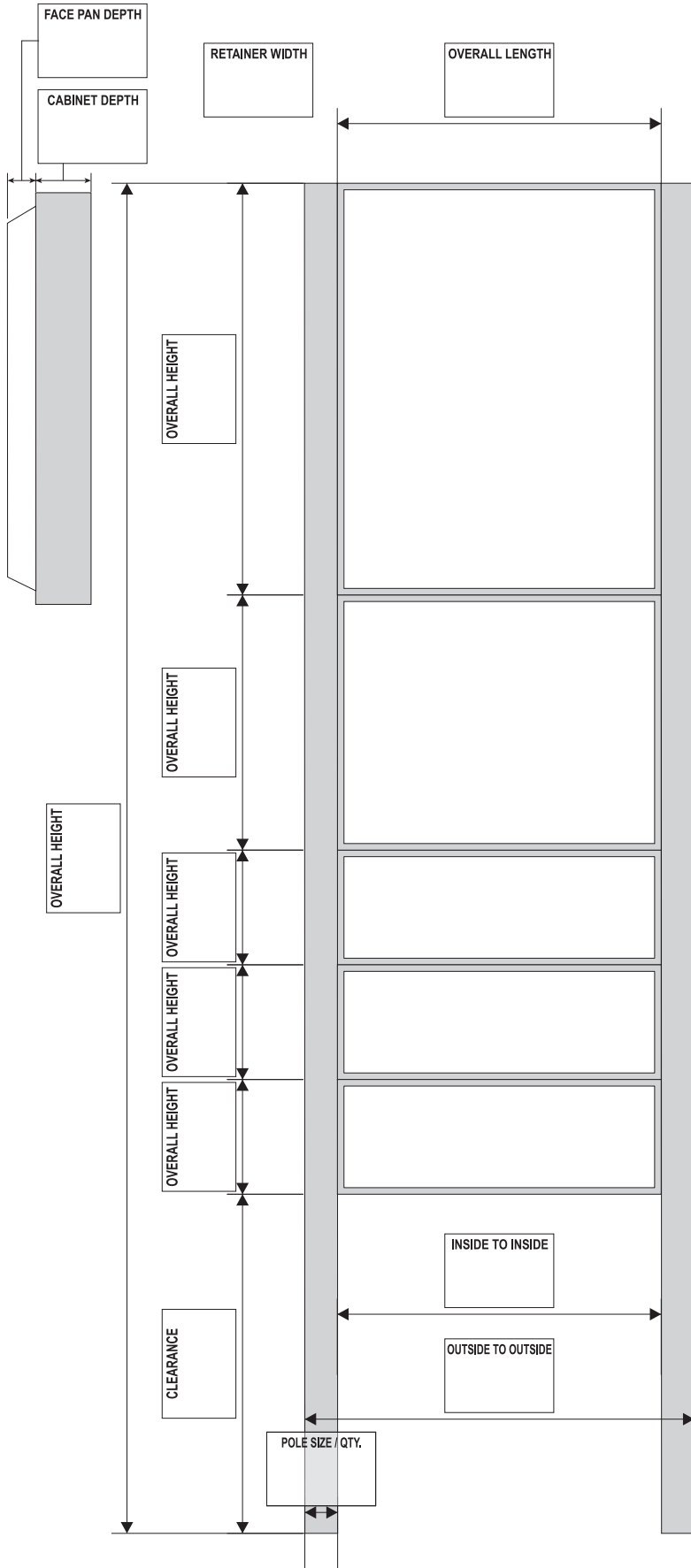




JOB NAME: \_\_\_\_\_  
 SURVEYOR: \_\_\_\_\_

ADDRESS: \_\_\_\_\_  
 \_\_\_\_\_

# FREE STANDING SIGN INFORMATION



## Retainer

Check appropriate box below to indicate type of face retention on existing sign.

Hinged "U"  
 Removable "L"  
 Removable "F"  
 Other:

Please sketch:

## Sign Shape check one:

Provide radius details

## Cabinet Condition

Fair       Badly Peeling  
 Paint peeling       Badly Rusting

## Comments:

\_\_\_\_\_  
 \_\_\_\_\_  
 \_\_\_\_\_

Please use opposite side of form for additional comments



JOB NAME: \_\_\_\_\_ ADDRESS: \_\_\_\_\_  
 SURVEYOR: \_\_\_\_\_

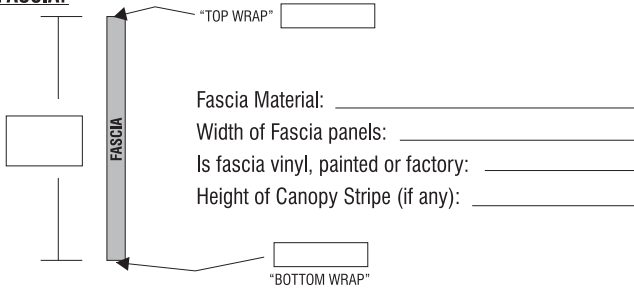
## GAS AND / OR DIESEL CANOPY INFORMATION

**CANOPY SHAPE:**     Rectangle     T-Shape     Square     L-Shape     Other  
**TYPE OF CORNERS:**     Square     Rounded

**STARTING WITH FRONT OF CANOPY AND WRAPPING AROUND IN A CLOCKWISE DIRECTION:**

SIDE 1 front	TYPE	Height (in)	Length (ft/in)	SIDE 5	TYPE	Height (in)	Length (ft/in)
Fascia				Fascia			
Signage**				Signage**			
SIDE 2	TYPE	Height (in)	Length (ft/in)	SIDE 6	TYPE	Height (in)	Length (ft/in)
Fascia				Fascia			
Signage**				Signage**			
SIDE 3	TYPE	Height (in)	Length (ft/in)	SIDE 7	TYPE	Height (in)	Length (ft/in)
Fascia				Fascia			
Signage**				Signage**			
SIDE 4	TYPE	Height (in)	Length (ft/in)	SIDE 8	TYPE	Height (in)	Length (ft/in)
Fascia				Fascia			
Signage**				Signage**			

**FASCIA:**



Lowest clearance: \_\_\_\_\_  
 Column size: \_\_\_\_\_ Finish: \_\_\_\_\_  
 Pump distance from \_\_\_\_\_ Number of canopy lights: \_\_\_\_\_  
 canopy pole



**GENERAL SITE SURVEY**




JOB NAME: \_\_\_\_\_ ADDRESS: \_\_\_\_\_  
 SURVEYOR: \_\_\_\_\_

## DISPENSER INFORMATION


DISPENSER MANUFACTURER: \_\_\_\_\_  
 DISPENSER MODEL#: \_\_\_\_\_




QTY.: \_\_\_\_\_  
 LOCATION: \_\_\_\_\_  
 OCTANE: \_\_\_\_\_




QTY.: \_\_\_\_\_  
 LOCATION: \_\_\_\_\_  
 OCTANE: \_\_\_\_\_



QTY.: \_\_\_\_\_  
 LOCATION: \_\_\_\_\_  
 OCTANE: \_\_\_\_\_



QTY.: \_\_\_\_\_  
 LOCATION: \_\_\_\_\_  
 OCTANE: \_\_\_\_\_



QTY.: \_\_\_\_\_  
 LOCATION: \_\_\_\_\_  
 OCTANE: \_\_\_\_\_



QTY.: \_\_\_\_\_  
 LOCATION: \_\_\_\_\_  
 OCTANE: \_\_\_\_\_

DISPENSER DOOR (SKIRT)		
HEIGHT	WIDTH	RETURN

DISPENSER VALANCE (BONNET)	
HEIGHT	WIDTH

### CHECK LIST OF PHOTOS NEEDED:

- OVERALL VIEWS OF GAS STATION
- STRAIGHT ON OF FREE STANDING SIGN(S)
- CLOSE UP OF RETAINERS
- GAS CANOPY
- STRAIGHT ON OF EACH MODEL OF GAS PUMPS